


Invented for life



BOSCH

Compress 3000 AWP Air to Water Commercial Heat Pump

Our energy saving, efficient and sustainable heat pump, perfect for stand-alone and hybrid applications.



Contents

| | |
|--|-----------|
| Product overview | 4 |
| Features and benefits | 4 |
| Environmentally friendly heating, reducing energy consumption | 5 |
| High performance with proven efficiency | 5 |
| Unparalleled flexibility, providing tailored solutions | 6 |
| Straight forward installation and maintenance | 6 |
| Hybrid solution | 7 |
| Hybrids made simple | 7 |
| Part numbers | 8 |
| Accessories | 9 |
| Technical data | 10 |
| Project team service | 11 |




Product overview

Introducing our flexible, environmentally friendly heat pump

Our Compress 3000 AWP is a state-of-the-art commercial heat pump that is perfect for both existing and new build installations in commercial and multi-family dwelling properties.

Available in individual outputs ranging from 16kW to 89kW**, it can be cascaded up to 16 units to achieve an output of up to 1.42MW**. With 10 output capacities and the ability to be used for heating, domestic hot water and cooling, it is a versatile heat pump.

Straightforward to install and maintain, the Compress 3000 AWP can be used as standalone or as part of a hybrid system. The heat pump is available in four hydraulic variants making it quick and easy to install with existing heat sources such as gas and oil boilers.



Features and benefits



Available in 16kW to 89kW outputs and can cascade up to 16 units to achieve up to 2MW**



10 different output capacities, making it is incredibly versatile for any commercial application



Can be utilised for heating, cooling and DHW



Ability to install on the roof where space is limited



Operates as a standalone electric system or integrates with hybrid systems



Operates in temperatures as low as -20°C for heating and as high as 48°C for cooling



Can provide hot water up to 60°C



Adjustable noise levels with four sound settings including silent mode



Monitor energy use with our innovative controls



Full inverter driven compressor

Environmentally friendly heating, reducing energy consumption



A sustainable heating solution

The Compress 3000 AWP operates with R32 refrigerant, which has a low Global Warming Potential of 675 and is a trusted solution to help meet carbon reduction targets. It is also designed with an inverter driven compressor, which reduces overall energy consumption and improves performance by modulating the compressor to meet the required demand and reducing energy waste. Therefore, installing this heat pump could help you achieve sustainability goals whilst maintaining a comfortable environment.

Built for quiet operation with four sound settings including silent mode, noise levels can be adjusted to suit its surroundings and your requirements.

High performance with proven efficiency

Our commercial heat pump offers sustainable heating for high output applications with an efficiency rating of A++, has a high Seasonal Coefficient Of Performance (up to 4.41 at A7/W35) and Energy Efficiency Ratio (up to 3.1 at A7/W35).

It is also proven to reliably operate in outside temperatures as low as -20°C in heating mode and as high as 48°C in cooling mode making it efficient in UK climates.

- ▶ Operates with R32 refrigerant for reduced global warming potential
- ▶ Low carbon solution
- ▶ Perfect for decarbonisation and modernisation projects



- ▶ High seasonal performance SCOP (up to 4.41 at A7/W35)
- ▶ EER (up to 3.1 at A35/W7)
- ▶ A++ Efficiency



Contact us to book your free, no obligation project consultation and site visit.

Website: bosch-industrial.co.uk/CS3000

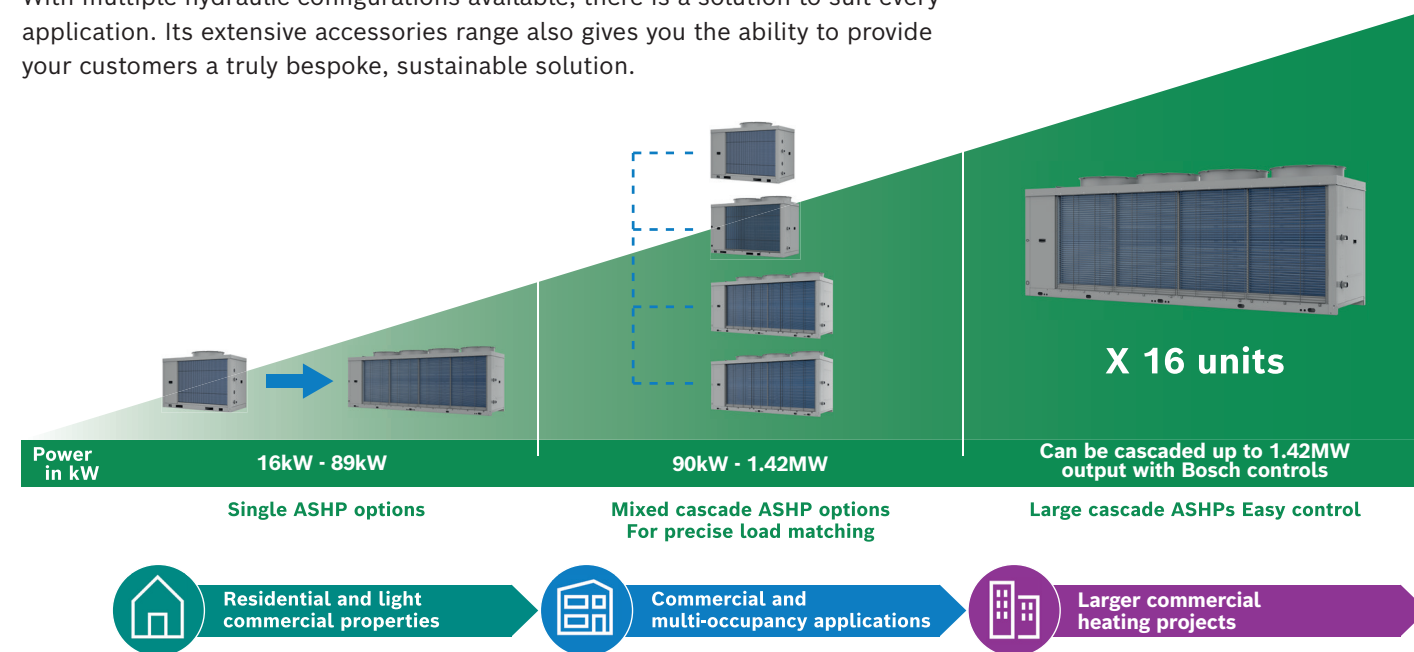
Phone: **03330 608 456**

Email: commercial.industrial@uk.bosch.com

Unparalleled flexibility, providing tailored solutions

Our Compress 3000 AWP's wide output range from 16kW to 89kW* and the ability to cascade up to 16 units to achieve up to 1.42MW* means it provides an effective solution for many commercial properties. The fact that it can be used as a standalone and a hybrid solution further enhances its flexible capabilities.

With multiple hydraulic configurations available, there is a solution to suit every application. Its extensive accessories range also gives you the ability to provide your customers a truly bespoke, sustainable solution.




*Under A-7/W35 conditions.

Straight forward installation and maintenance

Installation of the heat pump is simple as all four hydraulic variants come prefabricated meaning less work onsite and reduced installation time. The unit is also built for easy access for ongoing maintenance.

Set up and adjustment of the heat pump is seamless with the use of our controls. The controls are also easily accessible and can be placed in a convenient location for your customer.




Hybrids made simple

The Compress 3000 AWP is a great addition to a pre-existing heating system. It detects the most economical and environmentally friendly combination based on outside temperatures to give you the most sustainable solution.

It is the perfect solution for increasing a property's energy efficiency without replacing the entire heating system, reducing costs and disruption. Its ability to further integrate into building management systems empowers building service professionals to track energy usage.

Hybrid example

1. Compress 3000 AWP



2. Condens 7000 WP gas boiler



3. Storage tank



Compress 3000 AWP part numbers

Standard units

| Description | Part number | Chassis size |
|-----------------|---------------|--------------|
| CS3000 AWP 16kW | 8-738-213-956 | 1 |
| CS3000 AWP 19kW | 8-738-213-957 | 1 |
| CS3000 AWP 24kW | 8-738-213-958 | 1 |
| CS3000 AWP 31kW | 8-738-213-959 | 2 |
| CS3000 AWP 36kW | 8-738-213-960 | 2 |
| CS3000 AWP 41kW | 8-738-213-961 | 2 |
| CS3000 AWP 53kW | 8-738-213-962 | 3 |
| CS3000 AWP 59kW | 8-738-213-963 | 3 |
| CS3000 AWP 75kW | 8-738-213-964 | 4 |
| CS3000 AWP 89kW | 8-738-213-965 | 4 |

Units with integrated pump

| Description | Part number | Chassis size |
|-------------------|---------------|--------------|
| CS3000 AWP 16kW P | 8-738-213-966 | 1 |
| CS3000 AWP 19kW P | 8-738-213-967 | 1 |
| CS3000 AWP 24kW P | 8-738-213-968 | 1 |
| CS3000 AWP 31kW P | 8-738-213-969 | 2 |
| CS3000 AWP 36kW P | 8-738-213-970 | 2 |
| CS3000 AWP 41kW P | 8-738-213-971 | 2 |
| CS3000 AWP 53kW P | 8-738-213-972 | 3 |
| CS3000 AWP 59kW P | 8-738-213-973 | 3 |
| CS3000 AWP 75kW P | 8-738-213-974 | 4 |
| CS3000 AWP 89kW P | 8-738-213-975 | 4 |

Units with integrated buffer vessel

| Description | Part number | Chassis size |
|--------------------|---------------|--------------|
| CS3000 AWP 16kW MB | 8-738-213-976 | 1 |
| CS3000 AWP 19kW MB | 8-738-213-977 | 1 |
| CS3000 AWP 24kW MB | 8-738-213-978 | 1 |
| CS3000 AWP 31kW MB | 8-738-213-979 | 2 |
| CS3000 AWP 36kW MB | 8-738-213-980 | 2 |
| CS3000 AWP 41kW MB | 8-738-213-981 | 2 |
| CS3000 AWP 53kW MB | 8-738-213-982 | 3 |
| CS3000 AWP 59kW MB | 8-738-213-983 | 3 |
| CS3000 AWP 75kW MB | 8-738-213-984 | 4 |
| CS3000 AWP 89kW MB | 8-738-213-985 | 4 |

Please contact your local Key Account Manager for availability of the chassis 3 and 4 heat pumps.

Units with integrated DHW 3-way valve

| Description | Part number | Chassis size |
|-------------------|---------------|--------------|
| CS3000 AWP 16kW S | 8-738-213-986 | 1 |
| CS3000 AWP 19kW S | 8-738-213-987 | 1 |
| CS3000 AWP 24kW S | 8-738-213-988 | 1 |
| CS3000 AWP 31kW S | 8-738-213-989 | 2 |
| CS3000 AWP 36kW S | 8-738-213-990 | 2 |
| CS3000 AWP 41kW S | 8-738-213-991 | 2 |
| CS3000 AWP 53kW S | 8-738-213-992 | 3 |
| CS3000 AWP 59kW S | 8-738-213-993 | 3 |
| CS3000 AWP 75kW S | 8-738-213-994 | 4 |
| CS3000 AWP 89kW S | 8-738-213-995 | 4 |

Units with marine coil

| Description | Part number | Chassis size |
|-------------------|---------------|--------------|
| CS3000 AWP 16kW C | 8-738-214-026 | 1 |
| CS3000 AWP 19kW C | 8-738-214-027 | 1 |
| CS3000 AWP 24kW C | 8-738-214-028 | 1 |
| CS3000 AWP 31kW C | 8-738-214-029 | 2 |
| CS3000 AWP 36kW C | 8-738-214-030 | 2 |
| CS3000 AWP 41kW C | 8-738-214-031 | 2 |
| CS3000 AWP 53kW C | 8-738-214-032 | 3 |
| CS3000 AWP 59kW C | 8-738-214-033 | 3 |
| CS3000 AWP 75kW C | 8-738-214-034 | 4 |
| CS3000 AWP 89kW C | 8-738-214-035 | 4 |

Units with integrated pump and marine coil

| Description | Part number | Chassis size |
|--------------------|---------------|--------------|
| CS3000 AWP 16kW PC | 8-738-213-996 | 1 |
| CS3000 AWP 19kW PC | 8-738-213-997 | 1 |
| CS3000 AWP 24kW PC | 8-738-213-998 | 1 |
| CS3000 AWP 31kW PC | 8-738-213-999 | 2 |
| CS3000 AWP 36kW PC | 8-738-214-000 | 2 |
| CS3000 AWP 41kW PC | 8-738-214-001 | 2 |
| CS3000 AWP 53kW PC | 8-738-214-002 | 3 |
| CS3000 AWP 59kW PC | 8-738-214-003 | 3 |
| CS3000 AWP 75kW PC | 8-738-214-004 | 4 |
| CS3000 AWP 89kW PC | 8-738-214-005 | 4 |

Units with integrated buffer vessel and marine coil

| Description | Part number | Chassis size |
|---------------------|---------------|--------------|
| CS3000 AWP 16kW MBC | 8-738-214-006 | 1 |
| CS3000 AWP 19kW MBC | 8-738-214-007 | 1 |
| CS3000 AWP 24kW MBC | 8-738-214-008 | 1 |
| CS3000 AWP 31kW MBC | 8-738-214-009 | 2 |
| CS3000 AWP 36kW MBC | 8-738-214-010 | 2 |
| CS3000 AWP 41kW MBC | 8-738-214-011 | 2 |
| CS3000 AWP 53kW MBC | 8-738-214-012 | 3 |
| CS3000 AWP 59kW MBC | 8-738-214-013 | 3 |
| CS3000 AWP 75kW MBC | 8-738-214-014 | 4 |
| CS3000 AWP 89kW MBC | 8-738-214-015 | 4 |

Accessories

Dirt traps/Strainers

| Description | Part number | Chassis size |
|--------------------------|---------------|--------------|
| Dirt trap/Strainer 16-24 | 8-738-214-116 | 1 |
| Dirt trap/Strainer 31-59 | 8-738-214-117 | 2 & 3 |
| Dirt trap/Strainer 75-89 | 8-738-214-118 | 4 |

Anti-vibration mounts

| Description | Part number | Chassis size |
|---|---------------|--------------|
| Anti-vibration mounts 16-24 | 8-738-214-119 | 1 |
| Anti-vibration mounts 31-41 (Chassis 1 with Buffer) | 8-738-214-120 | 1 & 2 |
| Anti-vibration mounts 53-59 | 8-738-214-121 | 3 |
| Anti-vibration mounts 75-89 | 8-738-214-122 | 4 |
| Anti-vibration mounts 31-41 (with buffer) | 8-738-214-123 | 2 |
| Anti-vibration mounts 53-59 (with buffer) | 8-738-214-124 | 3 |
| Anti-vibration mounts 75-89 (with buffer) | 8-738-214-125 | 4 |

Protection grilles

| Description | Part number | Chassis size |
|-------------------------|---------------|--------------|
| Protection grille 16-24 | 8-738-214-133 | 1 |
| Protection grille 31-41 | 8-738-214-134 | 2 |
| Protection grille 53-59 | 8-738-214-135 | 3 |
| Protection grille 75-89 | 8-738-214-136 | 4 |

Please contact your local Key Account Manager for availability of the chassis 3 and 4 heat pumps.

Units with integrated DHW 3-way valve and marine coil

| Description | Part number | Chassis size |
|--------------------|---------------|--------------|
| CS3000 AWP 16kW SC | 8-738-214-016 | 1 |
| CS3000 AWP 19kW SC | 8-738-214-017 | 1 |
| CS3000 AWP 24kW SC | 8-738-214-018 | 1 |
| CS3000 AWP 31kW SC | 8-738-214-019 | 2 |
| CS3000 AWP 36kW SC | 8-738-214-020 | 2 |
| CS3000 AWP 41kW SC | 8-738-214-021 | 2 |
| CS3000 AWP 53kW SC | 8-738-214-022 | 3 |
| CS3000 AWP 59kW SC | 8-738-214-023 | 3 |
| CS3000 AWP 75kW SC | 8-738-214-024 | 4 |
| CS3000 AWP 89kW SC | 8-738-214-025 | 4 |




Anti-seismic mounts

| Description | Part number | Chassis size |
|---|---------------|--------------|
| Anti-seismic mounts 16-24 | 8-738-214-126 | 1 |
| Anti-seismic mounts 31-41 (Chassis 1 with buffer) | 8-738-214-127 | 1 & 2 |
| Anti-seismic mounts 53-59 | 8-738-214-128 | 3 |
| Anti-seismic mounts 75-89 | 8-738-214-129 | 4 |
| Anti-seismic mounts 31-41 (with buffer) | 8-738-214-130 | 2 |
| Anti-seismic mounts 53-59 (with buffer) | 8-738-214-131 | 3 |
| Anti-seismic mounts 75-89 (with buffer) | 8-738-214-132 | 4 |

Condensation drain pan heaters

| Description | Part number | Chassis size |
|-----------------------------------|---------------|--------------|
| Condensate drain pan heater 16-24 | 8-738-214-139 | 1 |
| Condensate drain pan heater 31-41 | 8-738-214-140 | 2 |
| Condensate drain pan heater 53-59 | 8-738-214-141 | 3 |
| Condensate drain pan heater 75-89 | 8-738-214-142 | 4 |

Technical data

| | |  Chassis 1 | | |  Chassis 2 | | |  Chassis 3 | |
|---------------------|---|--|-------|-------|---|-------|-------|--|--------|
| Product Description | Compress 3000 AWP | 16 | 19 | 24 | 31 | 36 | 41 | 53 | 59 |
| Heating | Max. Output @A-10/W35 (kW) ¹ | 14.95 | 18.65 | 21.67 | 30.65 | 33.22 | 35.92 | 46.65 | 56.69 |
| | Max. COP @A-10/W35 ¹ | 2.64 | 2.59 | 2.53 | 2.75 | 2.69 | 2.59 | 2.59 | 2.46 |
| | Max. Output @A-7/W35 (kW) ¹ | 15.4 | 18.8 | 23.1 | 29.4 | 33.7 | 39.8 | 51.6 | 61.0 |
| | Max. COP @A-7/W35 ¹ | 2.85 | 2.76 | 2.71 | 2.86 | 2.85 | 2.73 | 2.79 | 2.67 |
| | Max. Output @A2/W35 (kW) ¹ | 22.49 | 25.22 | 30.85 | 39.72 | 46.80 | 52.1 | 69.20 | 74.3 |
| | Max. COP @A2/W35 ¹ | 3.62 | 3.35 | 3.18 | 3.45 | 3.36 | 3.25 | 3.59 | 3.41 |
| | Max. Output @A7/W35 (kW) ¹ | 25.38 | 30.00 | 35.78 | 49.95 | 54.15 | 62.2 | 78.4 | 87.40 |
| | Max. COP @A7/W35 ¹ | 4.4 | 4.2 | 4.1 | 4.4 | 4.2 | 4.0 | 4.57 | 4.2 |
| | SCOP @ W35 av. climate ¹ | 4.41 | 4.36 | 4.31 | 4.33 | 4.33 | 4.28 | 4.26 | 4.21 |
| | SCOP @ W55 av. climate ¹ | 3.24 | 3.22 | 3.18 | 3.24 | 3.19 | 3.16 | 3.19 | 3.18 |
| | ηSh @ W35 av. climate ^{1*} | 173% | 172% | 169% | 170% | 170% | 168% | 167% | 165% |
| | ηSh @ W55 av. climate ^{1*} | 127% | 126% | 124% | 126% | 125% | 124% | 125% | 124% |
| | Space heating efficiency class HT | A++ | A++ | A+ | A++ | A++ | A+ | A++ | A+ |
| | Energy efficiency class HP LT | A++ | A++ | A++ | A++ | A++ | A++ | A++ | A++ |
| | Max. flow temperature | 60°C (@ A-4) | | | 60°C (@ A-4) | | | 60°C (@ A-2) | |
| | Max. flow temperature at A-20 | 45°C | | | 45°C | | | 45°C | |
| Cooling | Operating limits outdoor temp. | Until - 20°C | | | Until - 20°C | | | Until - 20°C | |
| | Max. Output @ A35/W18 (kW) ¹ | 33,20 | 37,10 | 41,90 | 63,70 | 69,9 | 79,6 | 98,9 | 110,64 |
| | Max. EER @ A35/W18 ¹ | 3,88 | 3,65 | 3,32 | 3,91 | 3,64 | 3,19 | 4,00 | 3,67 |
| | Max. Output @ A35/W7 (kW) ¹ | 23.29 | 25.8 | 29.3 | 42.5 | 48.2 | 55.03 | 68.6 | 78.8 |
| | Max. EER @ A35/W7 ¹ | 3.11 | 2.84 | 2.78 | 3.02 | 2.95 | 2.75 | 2.99 | 2.8 |
| | Operating limit outdoor temp. | Up to 48°C | | | Up to 48°C | | | Up to 48°C | |
| System | Minimum supply temperature | 0°C | | | 0°C | | | 0°C | |
| | Compressor type | Rotary inverter | | | Rotary inverter | | | Scroll inverter | |
| | No of compressors/circuits | 1/1 | | | 2/1 | | | 2/1 | |
| | Dimensions (WxDxH mm)** | 1005x1920x1340 | | | 1060x2274x1480 | | | 1100x3300x1510 | |
| | Weight (kg) | 309 | | | 609 | | | 787 | |
| | IP rating | IP45 | | | IP45 | | | IP45 | |
| | Connection type | Victualic 1" 1/2 | | | Victualic 2" | | | Victualic 2" | |
| | Minimum flow (l/s) | 0.9 | | | 1.8 | | | 2.9 | |
| | Maximum flow (l/s) | 2.6 | | | 5.0 | | | 6.4 | |
| | Minimum system volume for defrost (l) | 200 | | | 400 | | | 650 | |
| | Minimum/maximum water operating temp. (cooling/heating mode) °C | 0/60 | | | 0/60 | | | 0/60 | |
| | Max. operating water pressure (bar) | 6 | | | 6 | | | 6 | |

¹ Performance data in accordance with EN 14511
² Fuse characteristics gL/C
³ GWP₁₀₀=675 for R32
⁴ acc. to Reg. (EU) No 811/2013
⁵ Sound power level in accordance with EN12102 (Nominal output with A7/W55)

*Seasonal space heating energy efficiency
**Dimensions excluding packaging

| | | Chassis 1 | | | Chassis 2 | | | Chassis 3 | |
|-----------------------------|---|-------------------|----|----|-------------------|----|----|-------------------|----|
| Product Description | Compress 3000 AWP | 16 | 19 | 24 | 31 | 36 | 41 | 53 | 59 |
| Refrigerant | Refrigerant ³ | R32 | | | R32 | | | R32 | |
| | Refrigerant charge (kg) | 7.9 | | | 14 | | | 17.5 | |
| | CO ₂ (e) ton | 5.3 | | | 9.5 | | | 11.8 | |
| | Maximum operating pressure (bar) | 42 | | | 42 | | | 42 | |
| | Minimum operating pressure (bar) | 1.4 | | | 1.4 | | | 1.4 | |
| Noise | Sound pressure level at distance of 1m ⁴ (dBA) | 57 | 60 | 60 | 57 | 57 | 61 | 59 | 64 |
| | Max sound power. (dBA) ⁵ | 75 | 78 | 78 | 75 | 75 | 80 | 78 | 83 |
| | Max sound power silent. (dBA) | 72 | 77 | 77 | 74 | 74 | 79 | 77 | 80 |
| | Max sound power super silent (dBA) | 70 | 75 | 75 | 71 | 71 | 75 | 75 | 78 |
| Electric Supply Information | Power supply | 380-415V 3N~ 50Hz | | | 380-415V 3N~ 50Hz | | | 380-415V 3N~ 50Hz | |
| | Maximum current (A) | 20 | | | 40,5 | | | 59 | |
| | Startup current (A) | 10 | | | 20,25 | | | 29,5 | |
| | Recommended circuit breaker/fuse (A) ² | 25 | | | 50 | | | 63 | |
| | Performance factor cos φ with maximum output | 0,94 | | | 0,94 | | | 0,93 | |

Project team service

Our team are available at every stage of your project.




Contact us to book your free, no obligation project consultation and site visit.

 Website: bosch-industrial.co.uk/CS3000


 Phone: **03330 608 456**

 Email: commercial.industrial@uk.bosch.com



Commission your installation

Book commissioning for a stand-alone or hybrid heat pump system, simply scan the QR code, and complete the commissioning checklist.



Useful numbers

Sales

Tel: 0330 608 8456

Email: commercial.industrial@uk.bosch.com

Technical Helpline (Pre & Post Sales)

Tel: 0330 123 0165

Email: technical-advice@uk.bosch.com

Spare Parts

Email: spares.mailbox@uk.bosch.com

or telephone 0330 123 9779

Controls Helpline

Tel: 0330 123 3641

Training

Email: training@uk.bosch.com

or telephone 0330 123 9779

Share

We would love to see your installations!



[Bosch Commercial Industrial](#)



[Bosch Industrial UK](#)

Bosch Commercial and Industrial

Cotswold Way

Warndon

Worcester

WR4 9SW

bosch-industrial.co.uk

Calls to and from Bosch Thermotechnology Ltd may be recorded for training and quality assurance purposes. This brochure is accurate at the date of printing, but may be superseded and should be disregarded if specification and/or appearances are changed in the interest of continued improvement. The statutory rights of the consumer are not affected.

Part number and issue.